

TYPE 12 LIDS.

Lids are found in smaller quantities than lid-seated vessels. This prompts three suggestions:

- i) Non-ceramic lids were used.
- ii) Broken vessels were re-used as lids.
- iii) Dishes served a dual purpose after their introduction as a major vessel type after c. AD 100.

Most lids appear to be first-century in date due to their coarse fabrics. This could however be a functional rather than a chronological feature. Most lids possess a knob, normally pierced, except class 121. Lid-seated jars became rare after the late second century in Kent.

Class 12A with multiple grooves on exterior.

12A1 Small and fine.

12A1.1 Upchurch 13/1. RT. 70-130. Rare.

12A1.2 Upchurch N3/1. RT 132. 70-130. Rare.

12A2 Larger and coarser.

12A2.1 Cliffe S3/4. HC. 50-150. Rare.

12A2.2 Cliffe S3/4. PC. 50-150. Rare.

Class 12B where the rim is turned down.

12B1 With concave profile.

12B1.1 Cliffe S3/4. PC. 50-100. Thompson L6 and L7. Rare.

12B2 With convex profile.

12B2.1 Upchurch S1/1. JS. 70-150. Rare.

Class 12C With an upturned or thickened rim.

This is by far the commonest lid class.

12C1 With sharp upturned lip.

12C1.1 Cliffe S3/4. PC. 50-300. Thompson L8 is pre-conquest. A similar vessel is in the Chalk deposit (8, 23). Rare.

12C2 With curled-up rim.

12C2.1 Cooling S1/6. MC.XK. 50-300. Common.

12C2.2 Cooling S1/6. MC.PE. 50-70. Common.

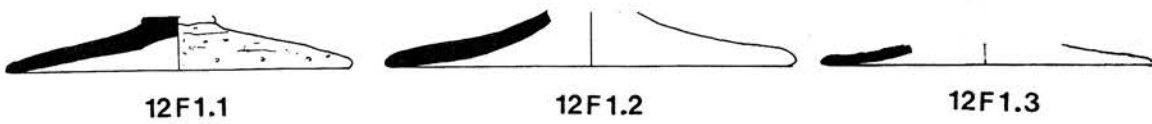
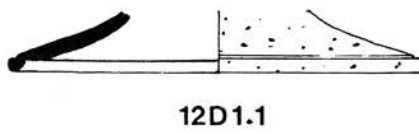
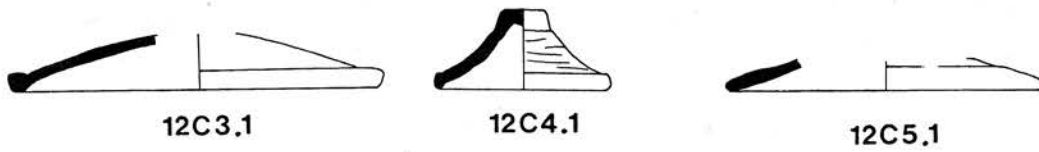
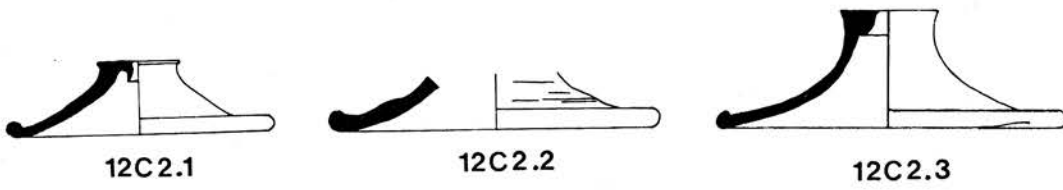
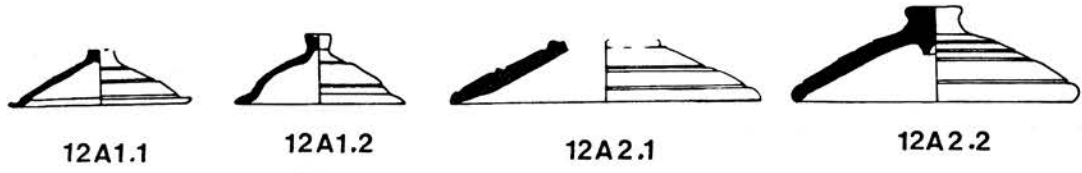
12C2.3 Cooling S3/6. MC.US. 50-70. Common.

12C3 With rolled rim.

12C3.1 Upchurch S1/1. JS. 50-300. Common.

12C4 Small, with thickened rim.

12C4.1 Cliffe S3/4hb. HC. 50-100. Unique.



12C5 With flat profile and thick rim.
12C5.1 Upchurch S1/1. JS. 70-200. Unique.

Class 12D With rim delineated by a single groove.

12D1.1 Upchurch F2/1. 40-70. Rare. Class 12E With internally thickened rim.

12E1 With low angled sides.

12E1.1 Upchurch F1/1h. 10-70. Thompson LI is trans-conquest. One vessels of this type noted in a pre-140 deposit at Springhead. Rare.

12E2 With high angled walls.

12E2.1 Cooling S3/6h. MC.LI. 50-70. Rare.

Class 12F Plain rimmed vessel with low wall angle.

12F1.1 Cooling H2/6. MC.QH. 50-70. One example dated to 80-120 at Richborough. Rare.

12F1.2 Upchurch S1/1. JS. 70-140. Rare. 12F1.3 Upchurch S1/1. DS. 70-140. Rare.

Class 12G Plain rimmed but highly concave profile.

12G1.1 Reconstruction based on several small sherds from Cliffe in S3/4. 50-100. Rare.

Class 12H Plain rimmed with high wall angle.

12H1.1 Upchurch G1/1. DS. 10-60. Thompson L2 spanned the conquest. Rare.

Class 12I knobless lid.

12I1.1 Shorne S3/5. MA. 50-150. Unique.

Unclassified lids.

1200.1 Upchurch S1/1. JS. 70-150. The vessel is warped. It is possibly a 12C. Rare.

1200.1 Cliffe S3/4. HC. 50-100. Probably a 12C. Common.