

TYPE 6 CUPS.

Cups are not common in native fabrics in north Kent. The few that were made mirror continental forms.

Class 6A Imitating Dr 33.

6A1.1 Upchurch S2/lb. Rv 299. 100-130. Early second century (Marsh 1978, 145, 11). Rare.

Class 6B Small, with hemispherical profile.

6B1.1 Upchurch U2/lb. JD. 60-90. A vessel at Canterbury defences (68, 3) of equivalent type is dated 60-90. Rare.

6B2.1 Cliffe S5/4b. HC. 60-90. Rare.

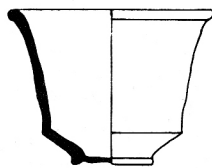
Class 6C Imitating Dr 27.

6C1.1 Upchurch N1/lb, RT 169. 80/110-150. Likely to be early second century (Marsh 1978, 145, 12). Southwark VIA is later second. Richborough 226 is dated 80-120, Richborough 227 is dated 50-75. Rare.

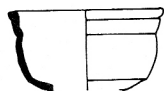
Class 6D Sharply carinated.

6D1.1 Upchurch H2/lb. JD. 50-80. Richborough 211 is dated 45-75. Form derived from Ritterling 5.

6D2.1 Shorne S1/5b. MA. 43-70. Crude version of Loesche 7 and 8, Cam 56a of AD 10-65 and Thompson G3-1. Rare.



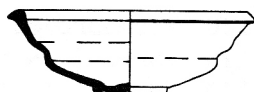
6A1.1



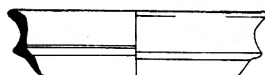
6B1.1



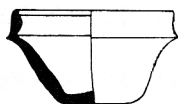
6B2.1



6C1.1



6D1.1



6D2.1